

TBU Belt conveyor

Composed of a tubular profile chassis, the **TBU conveyor** is used for intensive industrial conveying.

Its clean, compact, stiff and flexible design endows it with great reliability and optimizes maintenance costs. Manufactured in our Sedan works.

Its ergonomics have been designed to meet legal requirements in terms of **personal safety, maintenance and service ability**, in compliance with current technical standards, in particular the **Machinery Directive 2006/42/EC**.

Common fields of use



Dry products



Wet products



Fine products



Products $\leq 1\,300\text{ kg/m}^3$



Recycling plants



Household waste



Industrial waste




Building/
Public Works



WEEE



ASR



Compost




Clinker



Usual fonctions



Transfer conveyor



Convoyor with angle change

Main characteristics

Standard belt widths	Length	Linear speed	Belt conveyor
600 - 800 - 1 000 - 1 200 - 1 400 - 1 600 mm	≤ 40 m maxi	≤ 2,00 m.s ⁻¹	Rubber, PV or PU Belt Smooth or with battens or chevrons




Rubber band with chevrons


Pre-equipment for options



Stone catcher



Belt scraper



Impact bars and shock absorber rolls



Local control unit

Sorting separator included

Advantages



Very reliable industrial equipment



Robust design



Optimized maintenance



Low energy motor



High quality components