

## TBM Belt conveyor

Composed of a tubular profile chassis, the **TBM conveyor is used for intensive industrial conveying.**

Its clean, compact, stiff and flexible design endows it with great reliability and optimizes maintenance costs. Manufactured in our Sedan works.

Its ergonomics have been designed to meet legal requirements in terms of **personal safety, maintenance and service ability**, in compliance with current technical standards, in particular the **Machinery Directive 2006/42/EC**.

### Common fields of use



Dry products



Wet products



Fine products



Products  $\leq 250 \text{ kg/m}^3$



Recycling plants



Household waste



Industrial waste




Building/  
Public Works



WEEE



ASR



Compost




## Usual fonctions

Transfer conveyor • Small and medium distance conveying •  
Light products


## Main characteristics

Standard belt widths	Length	Linear speed	Belt conveyor
600 - 800 - 1 000 - 1 200 1 400 - 1 600 mm	≤ 40 m maxi	≤ 2,00 m.s <sup>-1</sup>	Rubber band or PU Smooth or with battens or chevrons


## Pre-equipment for options



Stone catcher



Belt scraper



Mud flaps

Sorting separators  
also included

## Advantages



Very reliable  
industrial  
equipment



Robust  
design



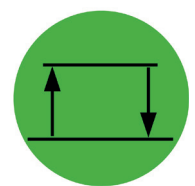
Optimized  
maintenance



Low energy  
motor



High quality  
components



Reduced  
height  
equipment